

**MINERAL**  
(Heavy Duty)

**RMC45/RMC60**  
**RMC90-MO/VE** (5 ply)

**45-60-90 MIN FIRE-RESISTANT DOOR, NEUTRAL PRESSURE, FOR INTENSIVE USE**

**1 STILES:** Special construction compliant with W/H label requirements. High-density mineral and/or untreated hardwood (minimum of **3/4" (19 mm)**):

**MO:** Manufacturer's choice.

**VE:** Covered with 1/32" (0.7938 mm) of wood veneer, matched with faces.

**Bonded to core.**

**2 TOP AND BOTTOM RAILS:** Special construction compliant with W/H label requirements. Mineral and/or untreated hardwood, manufacturer's choice (minimum of **1 3/8" (3 mm)**). **Bonded to core.**

**3 CORE:** Non-combustible mineral.

**4 FACES:** Wood veneer (choice of face veneers; 2 ply plywood), hardboard panel or plastic laminate glued to composite crossband.

**GLUE:** Type 1 PVA Cross-link.

**MAXIMUM DIMENSIONS:** single - 4' x 1 0'; double - 8' x 9'.

**WARNING**

Pre-machining must be done in factory or by an authorized distributor in order to maintain our warranty and comply with W/H requirements (see NFPA 80).

Certain applications may require reinforcement. Pilot holes required.

**NOTE:** Max. 1/2" (13 mm) cut allowed at bottom of door upon installation (see NFPA 80).

**INTERIOR** use

**WARRANTY: Lifetime**

For technical information, please consult our "RCM45/60/90 Technical Specification" sheet.

**NOTE**

Dimensions are nominal before trimming.

**OPTIONS**

Positive pressure available (PP) or RCM45/60/90-MO/VE (PP).

Hardware reinforcements.

**SOUND RATED OPTION**

Available 32dB depending on configuration of soundproofing hardware.

For optimization, see our soundproof construction.

**LEED CONTRIBUTION OPTIONS**

EPD

Recycled content

NAUF or ULEF (on request)

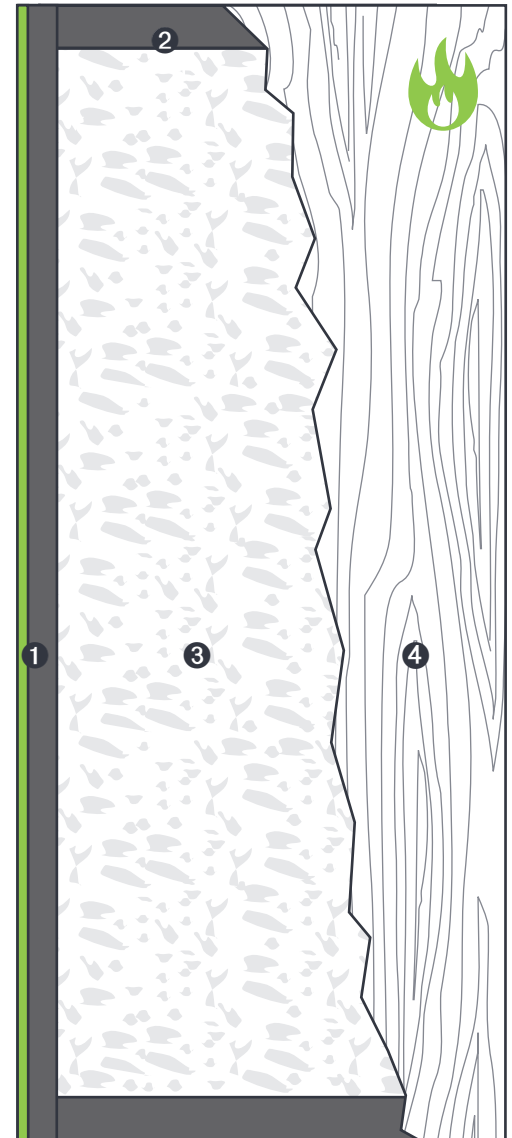
**PERFORMANCE MEASUREMENT**

ANSI/WDMA 1.S.1A

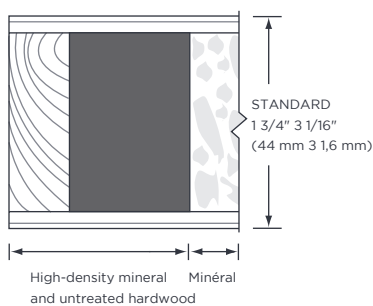
AWS

Intertek WH-ETL

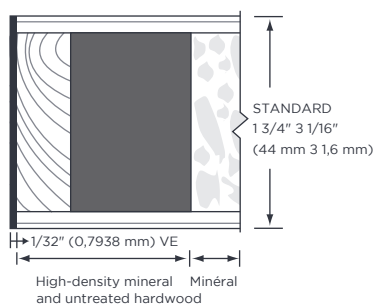
NFPA 80



**1 STILES MO**



**1 STILES VE**



**2 RAILS**

